

1 2 3 4 5 6 7 8

F

E

D

C

B

A

F

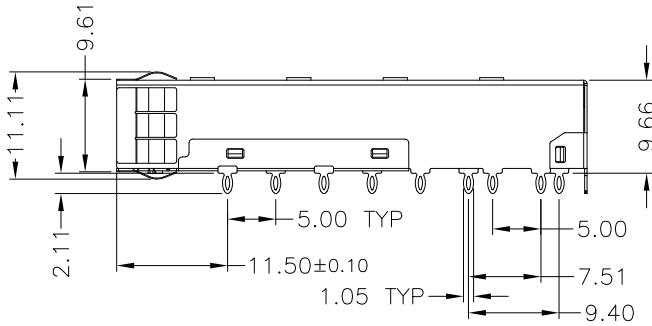
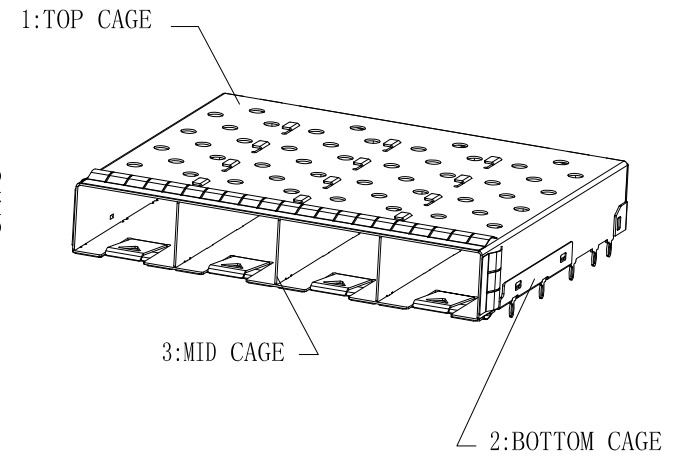
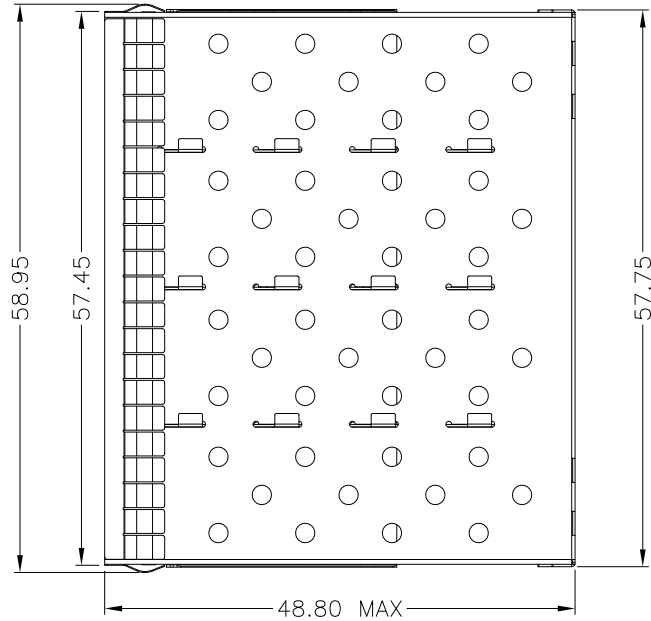
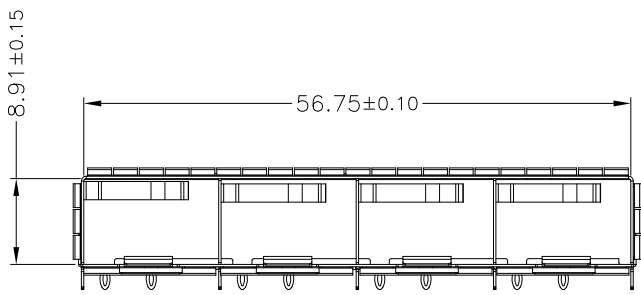
E

D

C

DIE ON: XXXXXX

SIZE: A4



NOTES:

- 1. MATERIAL:
  - TOP CAGE: COPPER ALLOY, THICKNESS 0.25mm
  - BOTTOM CAGE: SUS304, THICKNESS 0.25mm
  - MID CAGE: COPPER ALLOY, THICKNESS 0.25mm
- 2. TEMPERATURE:
  - OPERATION: -40° C ~ +85° C
  - STORAGE: -55° C ~ +105° C

| ITEM | PARTS NAME  | Q'TY | MATERIAL     | FINISH/REMARK |
|------|-------------|------|--------------|---------------|
| 1    | TOP CAGE    | 1    | COPPER ALLOY | NI 50U" MIN   |
| 2    | BOTTOM CAGE | 1    | SUS          |               |
| 3    | MID CAGE    | 1    | COPPER ALLOY | NI 50U" MIN   |

| REV. | ECN. NO. | DRAWN | DATE       | EC.content |
|------|----------|-------|------------|------------|
| A    | NEW      | ALLEN | 09/08/2020 | -          |
|      |          |       |            |            |
|      |          |       |            |            |

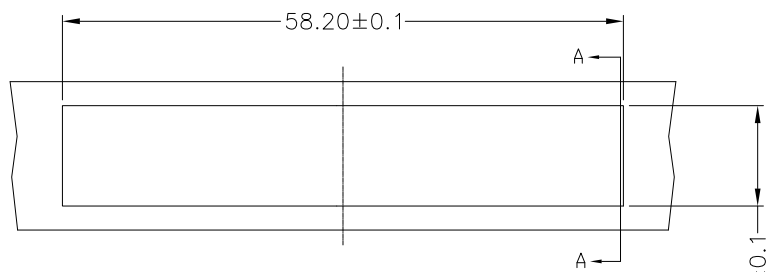


|                                                         |  |                                                                           |                                                      |                                                   |
|---------------------------------------------------------|--|---------------------------------------------------------------------------|------------------------------------------------------|---------------------------------------------------|
| ⊗: QUALITY CONTROL ITEM<br>APPROVED<br>CHECKED<br>DRAWN |  | GENERAL TOLERANCE<br>.X± 0.13 X: ± 2"<br>.XX± 0.08 .X: ± 1"<br>.XXX± 0.05 | PART NO.: SF14-4010-XX1N<br>TITLE: SFP 1X4 CAGE<br>/ | UNIT: mm<br>SCALE: 1:1<br>SHEET: 1/2<br>REV.: A.0 |
|---------------------------------------------------------|--|---------------------------------------------------------------------------|------------------------------------------------------|---------------------------------------------------|

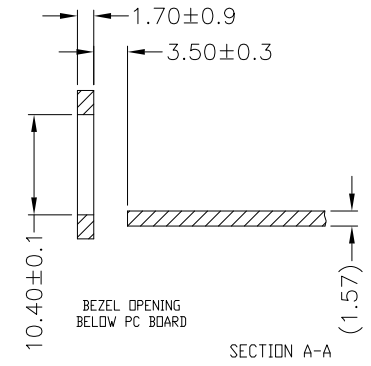
1 2 3 4 5 6 7 8

F  
E  
D  
C  
B  
A

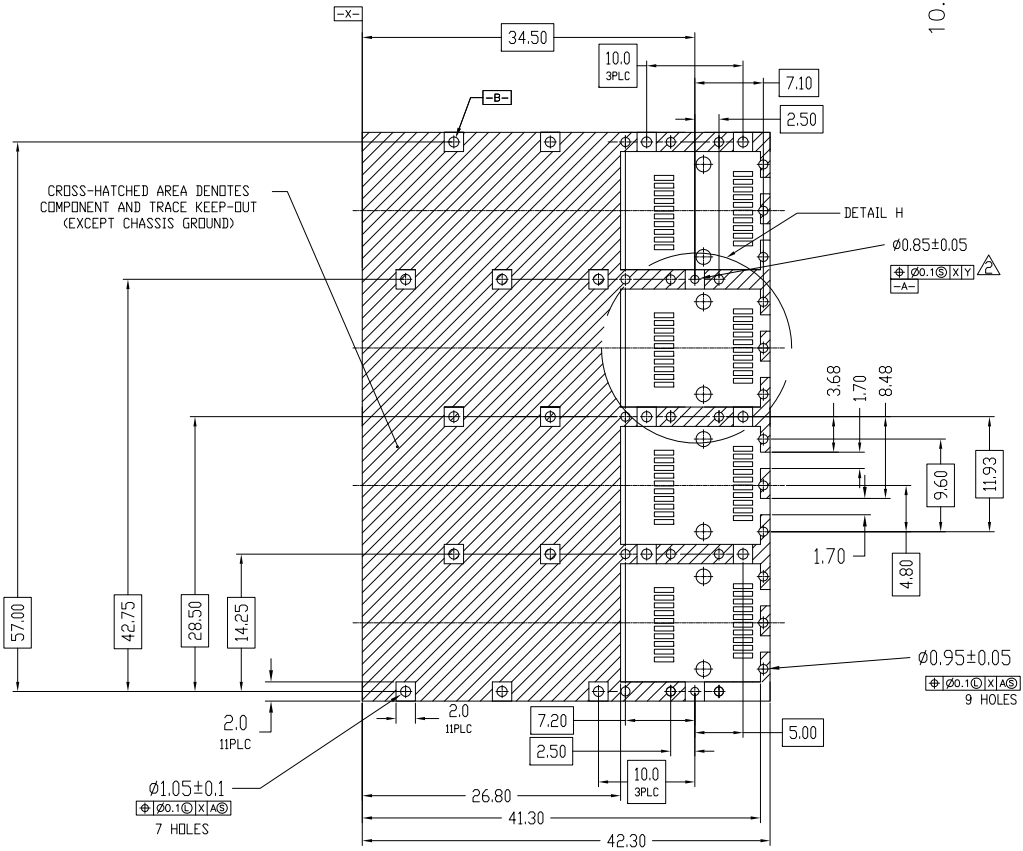
F  
E  
D  
C  
B  
A



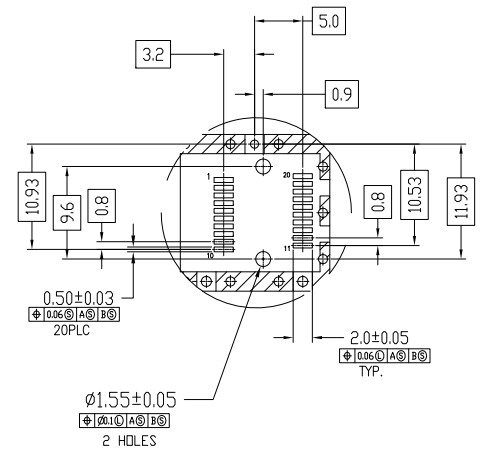
RECOMMENDED BEZEL DESIGN



BEZEL OPENING BELOW PC BOARD  
SECTION A-A



PCB LAYOUT TOP VIEW  
PCB THICKNESS=3.0  
PCB TOLERANCES:+/-0.05



DETAIL H

| REV. | ECN. NO. | DRAWN | DATE       | EC.content |
|------|----------|-------|------------|------------|
| A    | NEW      | ALLEN | 06/18/2020 | -          |
|      |          |       |            |            |
|      |          |       |            |            |



|          |                                                                          |                          |            |            |
|----------|--------------------------------------------------------------------------|--------------------------|------------|------------|
| APPROVED | GENERAL TOLERANCE<br>.X± 0.13 X.'± 2'<br>.XX± 0.08 .X'± 1'<br>.XXX± 0.05 | PART NO.: SF14-4010-XX1N |            |            |
| CHECKED  |                                                                          | TITLE: SFP 1X4 CAGE      |            |            |
| DRAWN    |                                                                          | /                        |            |            |
|          |                                                                          | UNIT: mm                 | SCALE: 1:1 | SHEET: 2/2 |

SIZE: A4